

# TMS Advanced DropDown Controls DEVELOPERS GUIDE

October 2010  
Copyright © 2010 by tmssoftware.com bvba  
Web: <http://www.tmssoftware.com>  
Email: [info@tmssoftware.com](mailto:info@tmssoftware.com)

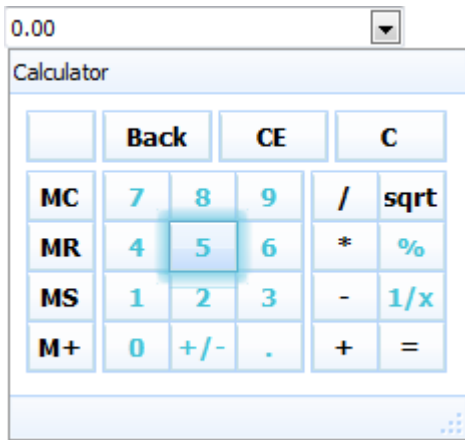
## Index

---

TAdvCalculatorDropDown .....	4
TAdvCalculatorDropDown description .....	4
TAdvCalculatorDropDown features .....	4
TAdvColorPickerDropDown .....	5
TAdvColorPickerDropDown description .....	5
TAdvColorPickerDropDown features .....	5
TAdvColorPickerDropDown tips and FAQ .....	5
TAdvControlDropDown .....	7
TAdvControlDropDown description .....	7
TAdvControlDropDown features .....	7
TAdvControlDropDown tips and FAQ .....	7
TAdvDetailDropDown .....	8
TAdvDetailDropDown description .....	8
TAdvDetailDropDown features .....	8
TAdvDetailDropDown tips and FAQ .....	8
TAdvImagePickerDropDown .....	9
TAdvImagePickerDropDown description .....	9
TAdvImagePickerDropDown features .....	9
TAdvImagePickerDropDown tips and FAQ .....	9
TAdvMemoDropDown .....	10
TAdvMemoDropDown description .....	10
TAdvMemoDropDown features .....	10
TAdvMemoDropDown tips and FAQ .....	10
TAdvMultiColumnDropDown .....	11
TAdvMultiColumnDropDown description .....	11
TAdvMultiColumnDropDown features .....	11
TAdvMultiColumnDropDown tips and FAQ .....	11
TAdvTimePickerDropDown .....	13
TAdvTimePickerDropDown description .....	13
TAdvTimePickerDropDown features .....	13
TAdvTimePickerDropDown tips and FAQ .....	13
TAdvTrackBarDropDown .....	14

TAdvTrackBarDropDown description .....	14
TAdvTrackBarDropDown features.....	14

## TAdvCalculatorDropDown



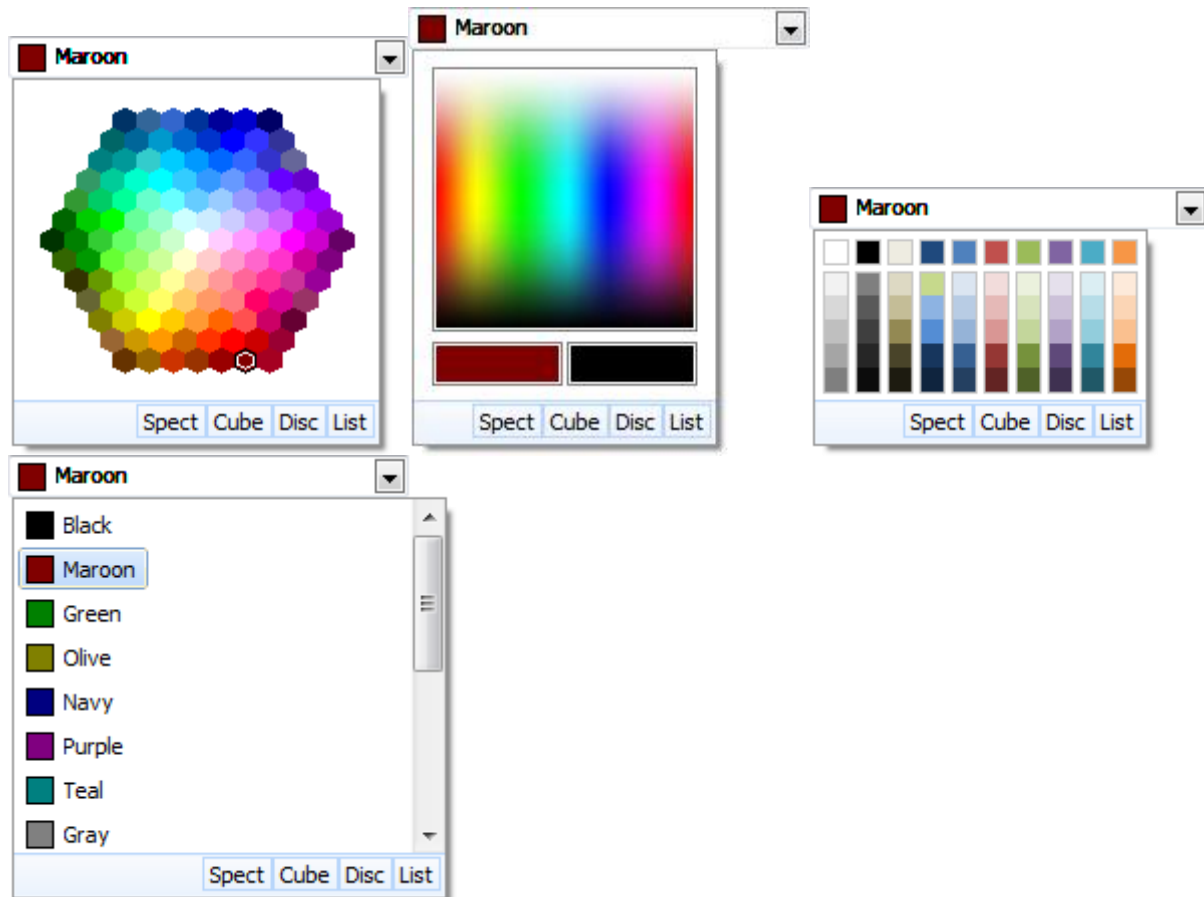
### TAdvCalculatorDropDown description

Office 2003 / 2007 / 2010, Windows Vista / Seven style dropdown calculator with glow effects.

### TAdvCalculatorDropDown features

- Built-in Office 2003/2007/2010 styles as well as Windows Vista & Windows 7 style and theming
- Customizable header and footer
- Built-in support in the TAdvStringGrid component

## TAdvColorPickerDropDown



### TAdvColorPickerDropDown description

Office 2003 / 2007 / 2010, Windows Vista / Seven style dropdown color picker with different color selection modes.

### TAdvColorPickerDropDown features

- Built-in Office 2003/2007/2010 styles as well as Windows Vista & Windows 7 style and theming
- Customizable header and footer
- Different color selection modes
- Built-in support in the TAdvStringGrid component

### TAdvColorPickerDropDown tips and FAQ

To Change the color selection style of the TAdvCalculatorDropDown component use the code below:

```
AdvColorPickerDropDown1.ColorSelectionStyle := csColorCube;
```

Selection modes are:

csList

csDiscrete  
csColorCube  
csSpectrum  
Set Selected Color

```
AdvColorPickerDropDown1.SelectedColor := clLime;  
//OR  
AdvColorPickerDropDown1.ItemIndex := 10;
```

#### Get Selected Color

```
var  
  c: TColor;  
  i: Integer;  
begin  
  c := AdvColorPickerDropDown1.SelectedColor;  
  //OR  
  I := AdvColorPickerDropDown1.ItemIndex;  
  c := AdvColorPickerDropDown1.Colors[i].Color;  
end;
```

#### Add Custom Colors

```
with AdvColorPickerDropDown1.Colors.Add do  
begin  
  Color := clWebSnow;  
  Caption := 'Web Snow';  
end;
```

## TAdvControlDropDown



### TAdvControlDropDown description

Office 2003 / 2007 / 2010, Windows Vista / Seven style dropdown component with the ability to assign and dropdown a control

### TAdvControlDropDown features

- Built-in Office 2003/2007/2010 styles as well as Windows Vista & Windows 7 style and theming
- Customizable header and footer
- Control property
- Built-in support in the TAdvStringGrid component

### TAdvControlDropDown tips and FAQ

Assigning a Panel to the TAdvControlDropDown component:

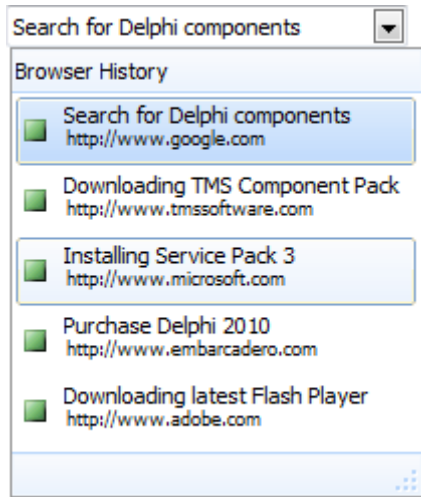
```
AdvControlDropDown1.Control := Panel1;
```

When a control is assigned, the control is automatically aligned in the dropdown container.

Changing Control values when editing text of TAdvControlDropDown:

```
procedure TForm1.AdvControlDropDown1Change(Sender: TObject);  
begin  
    Edit1.Text := AdvControlDropDown1.Text;  
end;
```

## TAdvDetailDropDown



### TAdvDetailDropDown description

Office 2003 / 2007 / 2010, Windows Vista / Seven style dropdown component with a list of detail items with a caption and an extra notes text.

### TAdvDetailDropDown features

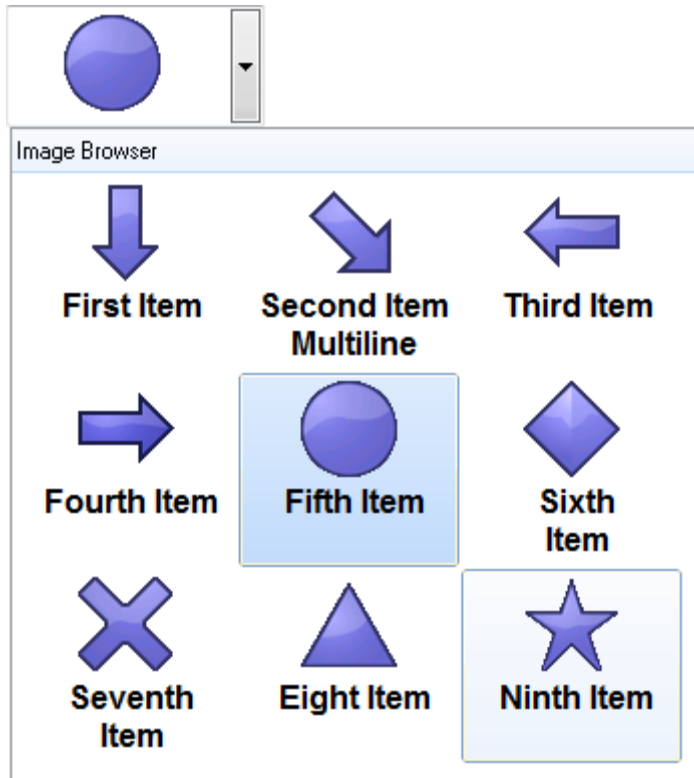
- Built-in Office 2003/2007/2010 styles as well as Windows Vista & Windows 7 style and theming
- Customizable header and footer
- Items collection with caption and notes text
- ImageList support with ImageIndex property
- Built-in support in the TAdvStringGrid component

### TAdvDetailDropDown tips and FAQ

#### Adding an item

```
with AdvDetailDropDown1.Items.Add do  
begin  
  Caption := 'This is an item';  
  Notes := 'This is the notes section';  
  ImageIndex := 1;  
end;
```

## TAdvImagePickerDropDown



### TAdvImagePickerDropDown description

Office 2003 / 2007 / 2010, Windows Vista / Seven style dropdown component with a list of selectable images.

### TAdvImagePickerDropDown features

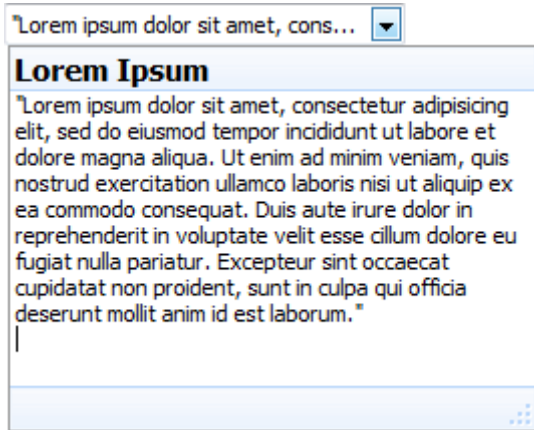
- Built-in Office 2003/2007/2010 styles as well as Windows Vista & Windows 7 style and theming
- Customizable header and footer
- Items collection with images and caption
- ImageList support with ImageIndex property
- Built-in support in the TAdvStringGrid component

### TAdvImagePickerDropDown tips and FAQ

#### Adding an item

```
with AdvImagePickerDropDown1.Items.Add do
begin
    Caption := 'Image 1';
    Image.LoadFromFile('Image1.jpg');
end;
```

## TAdvMemoDropDown



### TAdvMemoDropDown description

Office 2003 / 2007 / 2010, Windows Vista / Seven style dropdown component with an embedded Memo control

### TAdvMemoDropDown features

- Built-in Office 2003/2007/2010 styles as well as Windows Vista & Windows 7 style and theming
- Customizable header and footer
- Header and footer buttons
- Built-in support in the TAdvStringGrid component
- Optional Editor enabled or disabled

### TAdvMemoDropDown tips and FAQ

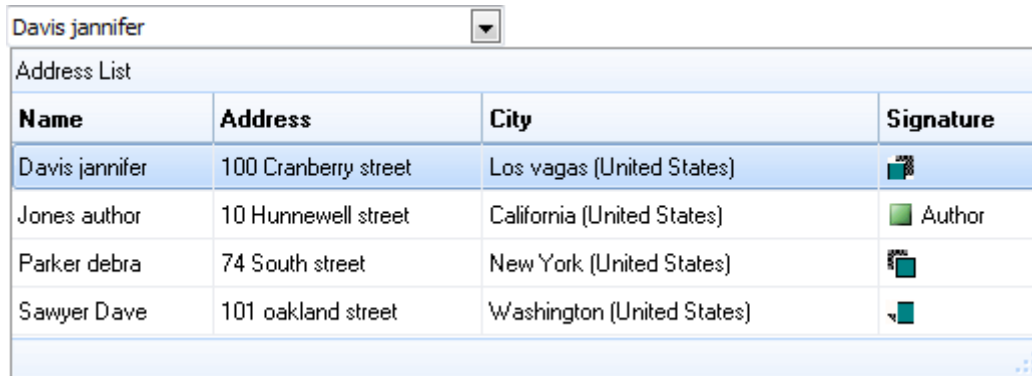
#### Adding cancel and ok buttons

```
var
  bOk, bCancel: TFooterButton;
begin
  with AdvMemoDropDown1.DropDownFooter do
  begin
    bOk := Buttons.Add;
    bOk.Caption := 'Ok';
    bOk.ModalResult := mrOk;

    bCancel := Buttons.Add;
    bCancel.Caption := 'Cancel';
    bCancel.ModalResult := mrCancel;
  end;
end;
```

These buttons will allow you to save or cancel the text you have inserted in the Memo control.

## TAdvMultiColumnDropDown



### TAdvMultiColumnDropDown description

Office 2003 / 2007 / 2010, Windows Vista / Seven style dropdown component with an embedded TStringGrid component

### TAdvMultiColumnDropDown features

- Built-in Office 2003/2007/2010 styles as well as Windows Vista & Windows 7 style and theming
- Customizable header and footer
- Header and footer buttons
- Built-in support in the TAdvStringGrid component
- Embedded StringGrid control
- Multiple columns and rows
- Optional Editor enabled or disabled

### TAdvMultiColumnDropDown tips and FAQ

#### Adding Columns and Items

```
var
  it: TDropDownItem;
begin
  AdvMultiColumnDropDown1.DropDownAutoWidth := true;
  AdvMultiColumnDropDown1.Columns.Add.Header := 'Column 1';
  AdvMultiColumnDropDown1.Columns.Add.Header := 'Column 2';
  AdvMultiColumnDropDown1.Columns.Add.Header := 'Column 3';

  it := AdvMultiColumnDropDown1.Items.Add;
  it.Text.Add('Item 1 at column 1');
  it.Text.Add('Item 1 at column 2');
  it.Text.Add('Item 1 at column 3');

  it := AdvMultiColumnDropDown1.Items.Add;
  it.Text.Add('Item 2 at column 1');
  it.Text.Add('Item 2 at column 2');
  it.Text.Add('Item 2 at column 3');
end;
```

## Adding Images

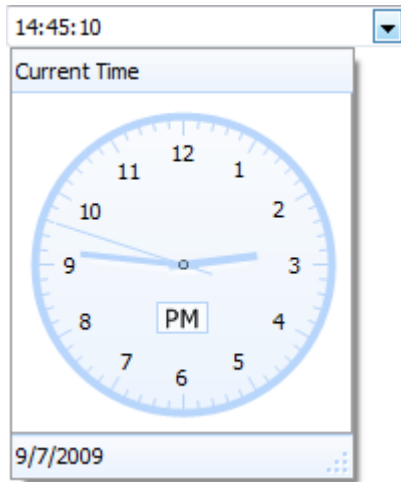
Assign an imagelist to the TAdvMultiColumnDropDown Control, then choose a column with the columntype ctImage, this will allow the StringGrid to display images.

```
AdvMultiColumnDropDown1.DropDownAutoWidth := true;
with AdvMultiColumnDropDown1.Columns.Add do
begin
  Header := 'Column 1';
  AutoSize := true;
end;
with AdvMultiColumnDropDown1.Columns.Add do
begin
  Header := 'Column 2';
  AutoSize := true;
end;
with AdvMultiColumnDropDown1.Columns.Add do
begin
  Header := 'Column 3';
  AutoSize := true;
end;
with AdvMultiColumnDropDown1.Columns.Add do
begin
  Header := 'Column 4';
  ColumnType := ctImage;
end;

it := AdvMultiColumnDropDown1.Items.Add;
it.Text.Add('Item 1 at column 1');
it.Text.Add('Item 1 at column 2');
it.Text.Add('Item 1 at column 3');
it.ImageIndex := 0;

it := AdvMultiColumnDropDown1.Items.Add;
it.Text.Add('Item 2 at column 1');
it.Text.Add('Item 2 at column 2');
it.Text.Add('Item 2 at column 3');
it.ImageIndex := 1;
```

## TAdvTimePickerDropDown



### TAdvTimePickerDropDown description

Office 2003 / 2007 / 2010, Windows Vista / Seven style dropdown time picker with interactive watch

### TAdvTimePickerDropDown features

- Built-in Office 2003/2007/2010 styles as well as Windows Vista & Windows 7 style and theming
- Customizable header and footer
- Header and footer buttons
- Built-in support in the TAdvStringGrid component
- Optional Editor enabled or disabled
- Customizable Watch Appearance
- Interactive Watch

### TAdvTimePickerDropDown tips and FAQ

#### Moving the Minute and Hour pointer

When clicking outside the circle of the watch the minute pointer is moved when clicking inside, the hour pointer is moved.

Clicking on the AM/PM text causes the time to switch from AM to PM or vice versa. The TAdvTimePickerDropDown component has many watch settings to automatically get the current date and time, show or hide the seconds and enable or disable the edit box.

Below are two properties to show the time picker and to show or hide the seconds.

```
AdvTimePickerDropDown1.ShowTimePicker := true;  
AdvTimePickerDropDown1.ShowSeconds := true;
```

## TAdvTrackBarDropDown



### TAdvTrackBarDropDown description

Office 2003 / 2007 / 2010, Windows Vista / Seven style dropdown trackbar

### TAdvTrackBarDropDown features

- Built-in Office 2003/2007/2010 styles as well as Windows Vista & Windows 7 style and theming
- Customizable header and footer
- Header and footer buttons
- Built-in support in the TAdvStringGrid component
- Optional Editor enabled or disabled
- Embedded TrackBar
- Change TrackBar Position with Mouse movement on Edit Box